

Scaled data based on original data using
LM-79-08 Approved Method: Electrical and Photometric Measurements of Solid-
State Lighting Products

Test Report Prepared for
Cooper Lighting Solutions
(formerly Eaton)

Brand: INVUE

Report Number: P141759

Luminaire Tested: **EMM-E03-LED-E1-T2-7030**

Issue Date: 03/03/2020

Test Information

Test Method: LM-79-08
Report Number: P141759
REPORT IS SCALED FROM IESNA LM-79-08 TEST DATA (P33682)
Test Lab: INNOVATION CENTER-P3
Issue Date: 03/03/2020
Manufacturer: COOPER LIGHTING SOLUTIONS (FORMERLY EATON)
Product Line: INVUE
Catalog Number: EMM-E03-LED-E1-T2-7030
Description: EPIC MODERN MEDIUM DECORATIVE LED LUMINAIRE
(3) LIGHTBARS WITH AccuLED OPTICS - TYPE 2
Light Source: (63) 3000K CCT, 70 CRI LEDs
Ballast/Driver: -

Summary

Lumens per Lamp: N/A
Luminaire Lumens: 8077.9 lumens
Efficiency: N/A
Efficacy: 107.4 lumens/watt
Luminous Opening: Rectangular (W 0.5' x L: 1' x H: 0')
IES Classification: Type II - Short - Semi-Cutoff
BUG Rating: B2 - U0 - G2

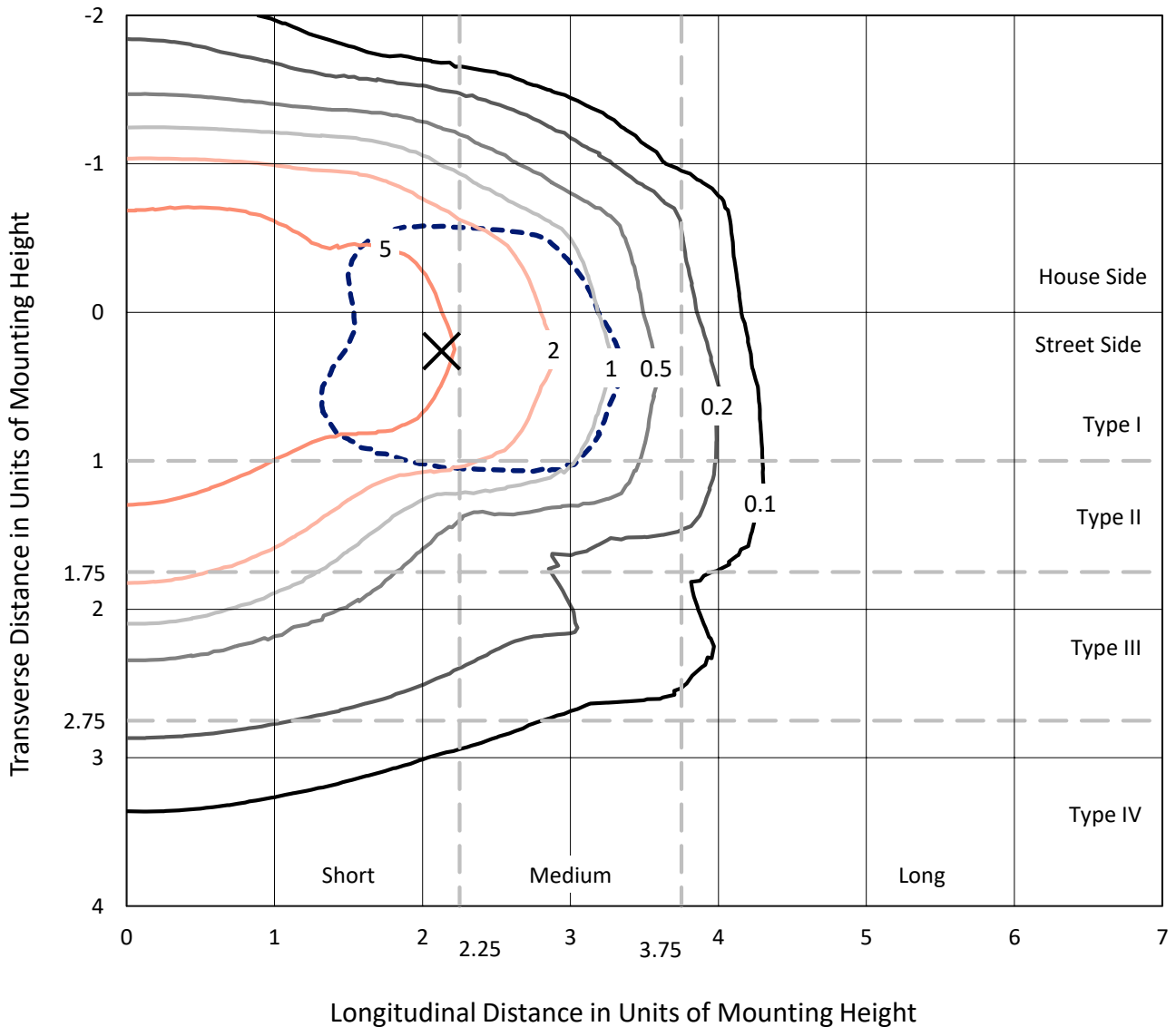
Input Watts (W): 75.2
Input Voltage (V): NR
Input Current (Ain): NR
Voltage Rise (V): NR
Power Factor: NR
Total Harmonic Distortion (THDi): NR
Frequency (hertz): 60
Stabilization Time: NR
Operation Time: NR
Ambient Temperature (°C): NR
Test Distance: 25 FT



REPORT NUMBER: P141759
 CATALOG NUMBER: EMM-E03-LED-E1-T2-7030

Iso-Footcandle Lines of Horizontal Illumination

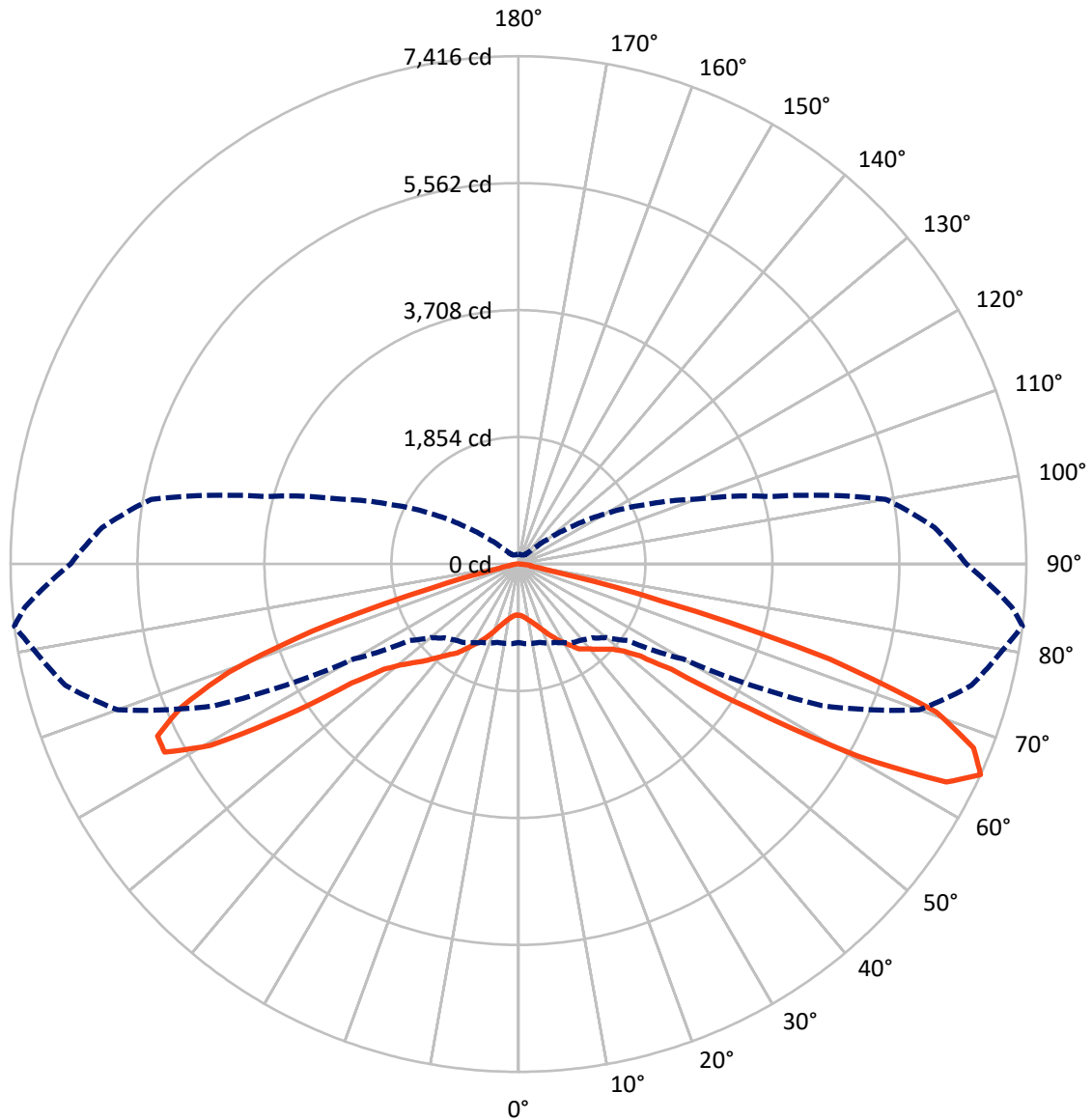
× Max cd
 - - - 1/2 Max cd



Based on 10 foot mounting height. Maximum calculated value = 9.4 fc
 Type II - Short - Semi-Cutoff

REPORT NUMBER: P141759
CATALOG NUMBER: EMM-E03-LED-E1-T2-7030

Luminous Intensity Polar Plot



— Vertical Plane Through 83-Deg Lateral - - - Horizontal Cone Through 65-Deg Vertical

REPORT NUMBER: P141759

CATALOG NUMBER: EMM-E03-LED-E1-T2-7030

FLUX DISTRIBUTION:

		Downward	Upward	Total
House Side	Lumens	2996.3	0.0	2996.3
	% Fixture	37.1	0.0	37.1
Street Side	Lumens	5081.6	0.0	5081.6
	% Fixture	62.9	0.0	62.9
Total	Lumens	8077.9	0.0	8077.9
	% Fixture	100.0	0.0	100.0

Coefficient of Utilization

ZONAL LUMENS:

Zone	Lumens	% Fixture
0°-10°	75.3	0.9
10°-20°	263.7	3.3
20°-30°	520.9	6.4
30°-40°	896.5	11.1
40°-50°	1352.5	16.7
50°-60°	1882.0	23.3
60°-70°	2172.3	26.9
70°-80°	789.5	9.8
80°-90°	125.4	1.6
90°-100°	0.0	0.0
100°-110°	0.0	0.0
110°-120°	0.0	0.0
120°-130°	0.0	0.0
130°-140°	0.0	0.0
140°-150°	0.0	0.0
150°-160°	0.0	0.0
160°-170°	0.0	0.0
170°-180°	0.0	0.0
0°-90°	8077.9	100.0
0°-180°	8077.9	100.0



REPORT NUMBER: P141759

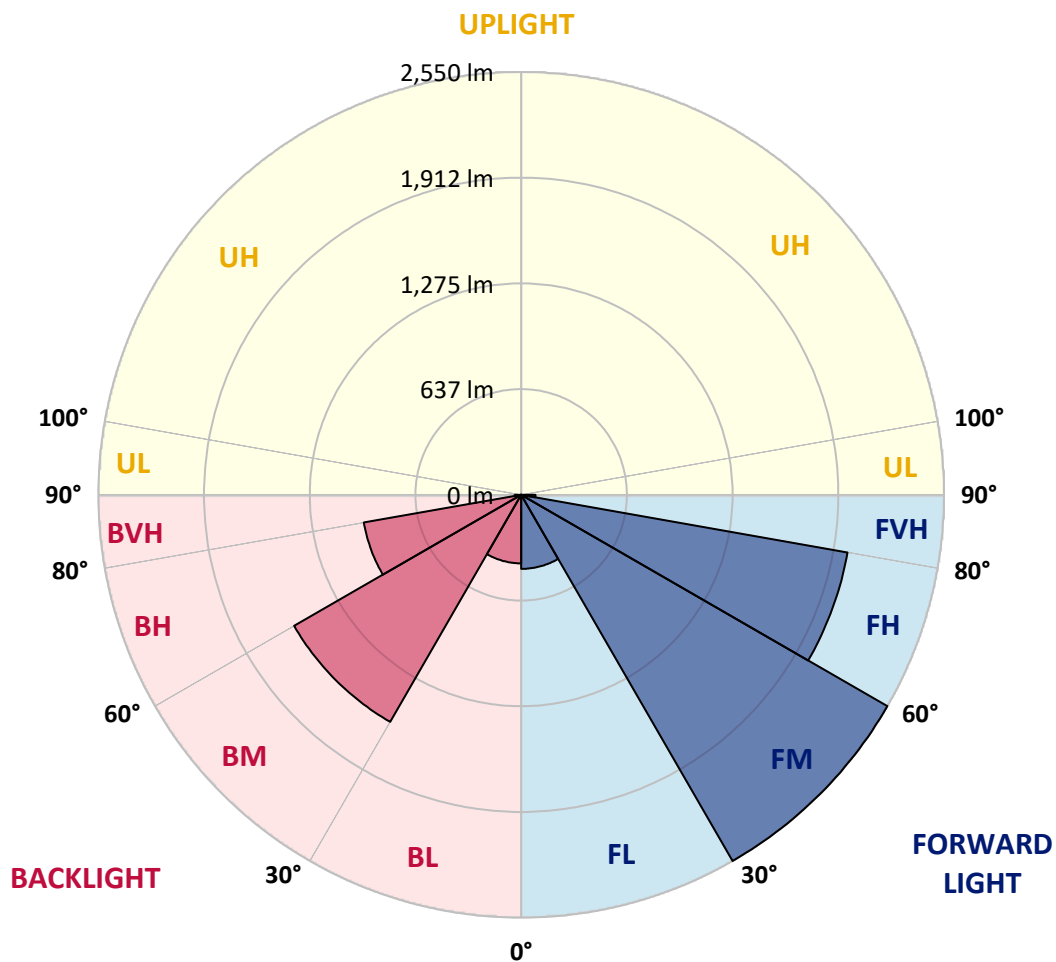
CATALOG NUMBER: EMM-E03-LED-E1-T2-7030

LUMINAIRE CLASSIFICATION SYSTEM LUMEN TABLE AND BUG RATING:

Zone		Lumens	% Fixture	Zone Rating/Lumen Limit		
				B	U	G
FL	(0°-30°)	446.6	5.5			
FM	(30°-60°)	2550.0	31.6			
FH	(60°-80°)	1998.4	24.7			G2/5000
FVH	(80°-90°)	86.6	1.1			G1/100
BL	(0°-30°)	413.2	5.1	B1/500		
BM	(30°-60°)	1580.9	19.6	B2/2500		
BH	(60°-80°)	963.4	11.9	B2/1000		G2/1000
BVH	(80°-90°)	38.8	0.5			G1/100
UL	(90°-100°)	0.0	0.0		U0/0	
UH	(100°-180°)	0.0	0.0		U0/0	

BUG Rating: B2-U0-G2

Type II Short





REPORT NUMBER: P141759

CATALOG NUMBER: EMM-E03-LED-E1-T2-7030

CANDELA DISTRIBUTION (FULL):

	0°	5°	10°	15°	20°	25°	30°	35°	40°	45°	50°
0°	748.0	748.0	748.0	748.0	748.0	748.0	748.0	748.0	748.0	748.0	748.0
2.5°	784.6	786.4	784.6	784.6	783.7	782.7	782.7	781.8	780.0	778.2	777.3
5°	827.5	828.4	825.7	825.7	826.6	825.7	822.9	823.8	816.5	813.8	812.0
7.5°	875.0	877.7	874.1	872.2	871.3	869.5	866.8	862.2	856.7	852.2	849.4
10°	928.9	931.6	929.8	926.1	920.7	917.9	915.2	907.9	901.5	894.2	888.7
12.5°	992.8	993.7	991.9	984.6	980.9	972.7	963.6	955.4	946.2	935.3	926.1
15°	1055.8	1056.7	1054.0	1046.7	1042.1	1032.1	1019.3	1008.3	992.8	980.0	968.2
17.5°	1104.2	1106.1	1100.6	1095.1	1088.7	1075.9	1064.1	1051.3	1034.8	1021.1	1009.3
20°	1120.7	1123.4	1119.8	1117.0	1113.4	1107.0	1095.1	1084.1	1069.5	1059.5	1050.4
22.5°	1113.4	1116.1	1114.3	1114.3	1114.3	1113.4	1107.9	1105.2	1096.0	1091.5	1089.6
25°	1102.4	1105.2	1103.3	1105.2	1108.8	1113.4	1113.4	1118.9	1117.9	1125.2	1129.8
27.5°	1130.7	1132.6	1128.0	1128.0	1131.6	1138.9	1137.1	1148.1	1149.9	1164.5	1178.2
30°	1229.4	1229.4	1222.1	1214.8	1217.5	1215.7	1213.8	1221.1	1221.1	1234.8	1241.2
32.5°	1376.4	1366.4	1365.5	1364.5	1358.2	1362.7	1348.1	1349.0	1342.6	1344.5	1341.7
35°	1538.1	1537.2	1533.5	1531.7	1528.9	1542.6	1531.7	1540.8	1518.0	1509.8	1494.2
37.5°	1679.7	1683.3	1686.0	1699.7	1706.1	1733.5	1739.9	1744.5	1720.8	1721.7	1687.0
40°	1822.1	1826.7	1836.7	1861.4	1879.7	1905.2	1917.1	1936.3	1938.1	1941.8	1916.2
42.5°	1977.4	1970.1	1983.8	2014.9	2037.7	2063.3	2078.8	2114.4	2134.5	2144.5	2148.2
45°	2102.5	2094.3	2100.7	2119.0	2140.0	2172.9	2206.7	2259.6	2302.6	2349.1	2374.7
47.5°	2167.4	2169.2	2173.8	2184.7	2199.3	2231.3	2278.8	2346.4	2415.8	2490.7	2557.4
50°	2188.4	2189.3	2195.7	2206.7	2220.4	2254.1	2303.5	2380.2	2464.2	2569.3	2671.5
52.5°	2194.8	2191.1	2197.5	2203.0	2212.1	2240.4	2287.0	2367.4	2462.4	2589.3	2741.0
55°	2171.0	2166.5	2177.4	2184.7	2192.0	2214.9	2250.5	2324.5	2423.1	2567.4	2765.6
57.5°	2079.7	2080.6	2096.1	2115.3	2134.5	2165.6	2212.1	2282.5	2380.2	2522.7	2744.6
60°	1925.3	1922.6	1941.8	1965.5	1998.4	2047.7	2105.3	2176.5	2257.8	2376.5	2594.8
62.5°	1644.9	1655.9	1662.3	1697.9	1699.7	1770.1	1807.5	1878.8	1948.2	2039.5	2235.9
65°	1145.3	1169.1	1175.5	1184.6	1227.5	1264.1	1324.4	1399.3	1444.9	1525.3	1671.4
67.5°	713.3	730.7	731.6	755.3	792.8	834.8	881.4	957.2	1026.6	1039.4	1112.5
70°	591.9	592.8	605.6	622.9	652.1	695.1	740.7	793.7	856.7	896.9	889.6
72.5°	490.5	495.9	505.1	522.4	554.4	592.8	651.2	718.8	797.4	877.7	949.0
75°	328.8	337.9	340.7	348.9	364.4	399.1	443.0	506.9	608.3	727.9	879.6
77.5°	174.4	176.3	182.7	189.1	197.3	218.3	246.6	279.5	346.2	449.4	627.5
80°	88.6	92.2	96.8	101.4	100.5	105.9	114.2	128.8	151.6	197.3	284.1
82.5°	32.0	41.1	53.9	60.3	60.3	62.1	64.8	67.6	65.8	73.1	91.3
85°	14.6	16.4	21.0	32.9	33.8	33.8	33.8	35.6	33.8	30.1	35.6
87.5°	0.0	2.7	2.7	8.2	9.1	8.2	9.1	11.9	9.1	7.3	6.4
90°	0.0	0.0	0.0	0.0	0.0	0.0	0.0	0.0	0.0	0.0	0.0



REPORT NUMBER: P141759

CATALOG NUMBER: EMM-E03-LED-E1-T2-7030

CANDELA DISTRIBUTION (continued):

	55°	60°	65°	70°	75°	80°	83°	85°	90°	95°	100°
0°	748.0	748.0	748.0	748.0	748.0	748.0	748.0	748.0	748.0	748.0	748.0
2.5°	772.7	770.9	766.3	764.5	759.0	755.3	753.5	751.7	748.9	745.3	742.6
5°	806.5	801.0	794.6	791.0	783.7	776.3	773.6	770.0	763.6	758.1	751.7
7.5°	842.1	835.7	828.4	820.2	812.9	804.7	801.0	797.4	788.2	780.9	771.8
10°	880.5	871.3	863.1	855.8	849.4	840.3	833.9	831.1	822.9	812.0	802.8
12.5°	917.0	907.0	898.7	889.6	883.2	875.9	869.5	866.8	860.4	850.3	843.0
15°	955.4	945.3	936.2	929.8	922.5	917.9	914.3	909.7	907.0	898.7	895.1
17.5°	996.5	987.3	979.1	973.6	970.9	970.0	969.1	967.2	964.5	959.0	956.3
20°	1043.0	1034.8	1032.1	1031.2	1032.1	1033.0	1034.8	1034.8	1035.7	1032.1	1031.2
22.5°	1087.8	1087.8	1092.4	1097.8	1103.3	1107.0	1109.7	1106.1	1107.0	1112.5	1117.0
25°	1137.1	1145.3	1157.2	1166.3	1174.6	1181.0	1184.6	1186.4	1188.3	1196.5	1204.7
27.5°	1190.1	1202.9	1220.2	1232.1	1247.6	1257.7	1265.0	1264.1	1266.8	1277.8	1292.4
30°	1255.9	1268.6	1286.9	1303.4	1324.4	1339.0	1341.7	1339.9	1343.5	1353.6	1382.8
32.5°	1348.1	1350.8	1362.7	1379.2	1402.0	1416.6	1419.3	1423.9	1432.1	1450.4	1486.0
35°	1477.8	1465.9	1465.0	1472.3	1494.2	1522.6	1525.3	1528.0	1531.7	1555.4	1602.9
37.5°	1653.2	1604.8	1575.5	1552.7	1555.4	1565.5	1571.0	1572.8	1581.9	1618.5	1698.8
40°	1873.3	1782.9	1718.0	1653.2	1629.4	1631.2	1633.1	1631.2	1649.5	1706.1	1811.2
42.5°	2114.4	2034.9	1921.7	1787.4	1719.8	1697.9	1700.7	1702.5	1730.8	1813.0	1929.9
45°	2370.1	2319.0	2187.5	1977.4	1832.2	1776.5	1774.6	1778.3	1824.9	1940.9	2064.2
47.5°	2594.8	2607.6	2510.8	2264.2	2014.9	1873.3	1861.4	1867.8	1943.6	2067.8	2193.0
50°	2772.9	2857.0	2849.7	2654.2	2310.8	2040.4	1998.4	2007.5	2097.1	2225.8	2338.2
52.5°	2907.2	3078.0	3187.6	3110.0	2811.3	2343.7	2235.0	2219.4	2331.8	2467.9	2537.3
55°	2996.7	3273.4	3561.2	3695.4	3573.9	2998.5	2714.5	2680.7	2802.2	2975.7	3005.8
57.5°	3056.1	3510.9	4130.2	4649.0	4814.3	4321.1	3964.9	3823.3	3911.9	4095.5	4056.2
60°	2957.4	3605.0	4817.0	5746.8	6217.2	6094.8	5698.4	5484.7	5319.4	5305.7	5087.4
62.5°	2579.3	3381.2	5095.6	6269.2	6930.5	7083.0	7012.7	6759.7	6302.1	6048.2	5555.0
65°	1945.4	2770.2	4897.4	6229.0	6849.2	7187.2	7416.4	7234.6	6540.5	6101.2	5445.4
67.5°	1243.1	1788.3	4073.5	5745.9	6328.6	6708.6	7167.1	7083.9	6197.1	5636.3	4923.0
70°	907.9	991.0	2763.8	4863.6	5504.8	5839.0	6469.3	6432.7	5434.4	4804.2	4097.3
72.5°	1045.8	738.9	1515.2	3633.3	4129.3	4392.3	4753.1	4664.5	3796.8	3359.3	2858.8
75°	1179.1	826.6	854.0	2155.5	2307.1	2122.6	2171.9	1886.1	1471.4	1304.3	1285.1
77.5°	992.8	1036.7	774.5	926.1	853.1	614.7	460.3	360.8	282.2	303.2	337.0
80°	577.2	1165.4	1024.8	482.2	540.7	430.2	191.8	158.9	131.5	133.3	135.2
82.5°	178.1	727.9	1442.2	589.1	535.2	606.5	176.3	107.8	86.8	97.7	110.5
85°	59.4	305.1	1156.3	618.3	346.2	323.3	77.6	53.0	43.8	61.2	86.8
87.5°	14.6	74.0	214.6	81.3	51.1	31.1	26.5	19.2	21.0	38.4	53.9
90°	0.0	0.0	0.0	0.0	0.0	0.0	0.0	0.0	0.0	0.0	0.0



REPORT NUMBER: P141759

CATALOG NUMBER: EMM-E03-LED-E1-T2-7030

CANDELA DISTRIBUTION (continued):

	105°	110°	115°	120°	125°	130°	135°	140°	145°	150°	155°
0°	748.0	748.0	748.0	748.0	748.0	748.0	748.0	748.0	748.0	748.0	748.0
2.5°	740.7	738.0	735.2	733.4	730.7	730.7	727.9	727.9	724.3	722.5	722.5
5°	746.2	740.7	736.2	731.6	727.0	725.2	721.5	719.7	716.1	713.3	711.5
7.5°	764.5	757.2	751.7	746.2	740.7	738.0	734.3	730.7	729.8	727.9	726.1
10°	795.5	785.5	780.9	777.3	770.0	768.1	764.5	761.7	759.0	756.3	757.2
12.5°	835.7	828.4	826.6	819.3	817.4	814.7	809.2	807.4	800.1	794.6	791.9
15°	886.9	884.1	884.1	880.5	875.0	870.4	862.2	857.6	844.8	836.6	827.5
17.5°	954.5	951.7	952.6	949.0	942.6	934.4	925.2	911.5	892.3	877.7	859.5
20°	1033.0	1032.1	1033.9	1031.2	1023.0	1012.0	990.1	970.0	943.5	917.0	896.9
22.5°	1120.7	1125.2	1127.1	1119.8	1110.6	1087.8	1064.1	1034.8	999.2	964.5	936.2
25°	1213.8	1224.8	1231.2	1221.1	1210.2	1181.0	1145.3	1106.1	1055.8	1013.8	976.4
27.5°	1305.2	1328.0	1337.1	1331.7	1314.3	1273.2	1225.7	1173.7	1112.5	1056.7	1008.3
30°	1413.9	1444.0	1460.4	1452.2	1418.4	1364.5	1307.0	1236.7	1159.0	1092.4	1033.9
32.5°	1528.0	1565.5	1577.4	1560.0	1510.7	1443.1	1368.2	1282.3	1194.7	1117.9	1052.2
35°	1655.0	1689.7	1692.4	1658.6	1593.8	1507.9	1414.8	1311.6	1211.1	1125.2	1053.1
37.5°	1765.5	1800.2	1797.5	1747.2	1668.7	1561.8	1443.1	1318.0	1201.1	1103.3	1024.8
40°	1881.5	1919.9	1898.9	1834.0	1732.6	1596.5	1446.7	1296.0	1162.7	1055.8	970.0
42.5°	2003.9	2020.3	1982.9	1901.6	1771.0	1595.6	1415.7	1244.0	1102.4	983.7	893.3
45°	2116.2	2103.4	2049.6	1940.9	1768.2	1556.3	1354.5	1179.1	1022.0	903.3	814.7
47.5°	2216.7	2176.5	2093.4	1940.9	1725.3	1486.9	1276.0	1095.1	938.9	819.3	731.6
50°	2325.4	2241.4	2111.7	1907.1	1647.7	1402.9	1192.8	1011.1	850.3	727.9	632.0
52.5°	2469.7	2319.0	2111.7	1845.9	1567.3	1318.0	1105.2	913.4	747.1	619.3	524.3
55°	2807.6	2481.6	2148.2	1812.1	1496.1	1228.5	1001.0	787.3	625.6	503.3	424.7
57.5°	3471.6	2837.8	2331.8	1874.2	1469.6	1131.6	866.8	647.6	494.1	391.8	326.1
60°	4024.2	3125.5	2480.7	1921.7	1426.7	1006.5	702.4	495.9	367.2	289.5	246.6
62.5°	4166.7	3129.1	2419.5	1798.4	1253.1	819.3	517.9	341.6	252.1	210.1	187.2
65°	3810.5	2767.5	2057.8	1466.8	954.5	569.0	324.2	207.3	168.1	153.4	144.3
67.5°	3203.1	2204.8	1525.3	1023.0	601.9	313.3	181.8	142.5	127.9	123.3	118.7
70°	2456.9	1549.0	992.8	599.2	315.1	162.6	129.7	116.9	110.5	107.8	104.1
72.5°	1514.3	915.2	539.8	287.7	157.1	124.2	116.0	111.4	103.2	99.6	95.9
75°	643.0	392.7	223.8	146.1	126.0	118.7	112.3	106.9	100.5	95.0	91.3
77.5°	216.5	149.8	132.4	127.9	126.0	118.7	110.5	103.2	96.8	90.4	86.8
80°	131.5	119.6	122.4	121.5	126.0	117.8	106.9	98.6	91.3	84.9	80.4
82.5°	114.2	113.3	116.0	118.7	125.1	113.3	100.5	88.6	79.5	73.1	68.5
85°	98.6	100.5	102.3	104.1	107.8	95.9	81.3	70.3	63.0	54.8	51.1
87.5°	65.8	71.2	74.9	75.8	73.1	45.7	26.5	31.1	32.0	27.4	24.7
90°	0.0	0.0	0.0	0.0	0.0	0.0	0.0	0.0	0.0	0.0	0.0



REPORT NUMBER: P141759

CATALOG NUMBER: EMM-E03-LED-E1-T2-7030

CANDELA DISTRIBUTION (continued):

	160°	165°	170°	175°	180°
0°	748.0	748.0	748.0	748.0	748.0
2.5°	719.7	718.8	721.5	718.8	718.8
5°	710.6	709.7	709.7	709.7	707.8
7.5°	725.2	724.3	723.4	723.4	722.5
10°	753.5	752.6	752.6	751.7	751.7
12.5°	787.3	783.7	782.7	780.9	781.8
15°	820.2	810.1	807.4	804.7	801.9
17.5°	845.8	833.9	827.5	822.0	822.0
20°	877.7	862.2	854.0	845.8	845.8
22.5°	914.3	893.3	882.3	873.2	869.5
25°	944.4	917.9	902.4	891.4	888.7
27.5°	967.2	933.4	913.4	900.6	896.9
30°	985.5	947.1	923.4	909.7	904.2
32.5°	997.4	955.4	929.8	916.1	910.6
35°	991.0	946.2	915.2	898.7	895.1
37.5°	959.0	911.5	875.0	857.6	851.2
40°	900.6	849.4	811.1	790.0	786.4
42.5°	823.8	772.7	736.2	714.2	704.2
45°	741.6	688.7	654.0	633.9	622.0
47.5°	653.0	601.0	565.4	545.3	537.0
50°	559.9	509.6	479.5	457.6	449.4
52.5°	463.1	418.3	388.2	369.9	360.8
55°	370.8	334.3	308.7	296.8	290.4
57.5°	289.5	265.8	251.2	243.9	239.3
60°	224.7	212.8	207.3	201.9	202.8
62.5°	175.4	172.6	170.8	168.1	169.0
65°	141.6	139.7	140.7	139.7	140.7
67.5°	116.0	116.9	118.7	118.7	119.6
70°	102.3	103.2	105.0	105.0	105.0
72.5°	95.0	96.8	98.6	97.7	97.7
75°	89.5	94.1	97.7	94.1	90.4
77.5°	84.0	95.0	105.0	96.8	86.8
80°	76.7	100.5	112.3	97.7	83.1
82.5°	73.1	96.8	98.6	84.9	73.1
85°	67.6	109.6	114.2	77.6	55.7
87.5°	34.7	65.8	75.8	52.1	28.3
90°	0.0	0.0	0.0	0.0	0.0

(END OF REPORT)